

Luminaire Photograph



Light Output Ratio:	61.9%	
Luminaire Power:	14.47 W	
SHR Nominal:	0.50	Calculated using the TM5
SHR Maximum:	0.50	fine grid method.

C Range: 0 - 360DEG
C Interval: 30.0DEG
Test Speed: HIGH
Temperature: 25.3 °C
Operators: Zoe
Test Date: 2023-2-25

γ Range: 0 - 180DEG
γ Interval: 1.0DEG
Test System: EVERFINE GO-SPEX500_V1 SYSTEM V2.00.416
Humidity: 65.0%
Test Distance: 3.160m [K=1.0000]
Remarks: LAMP: CLU028-1204C4-303H5M3-F1 Ra:90
LENS: PM-1082A 24R
DRIVER: 9290 028 088 350mA
30minutes warm-up

LUMINOUS INTENSITY DISTRIBUTION DIAGRAM

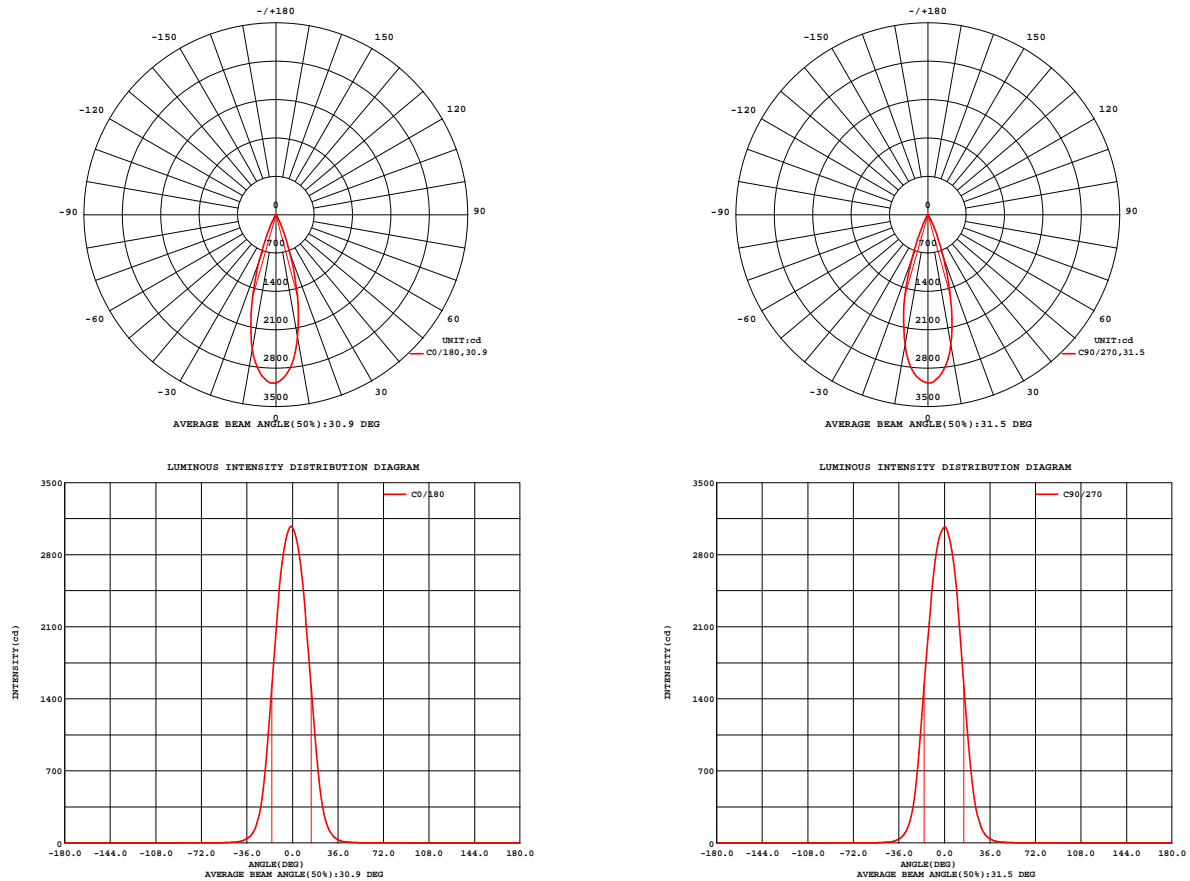


Fig. C0/C180

Fig. C90/C270

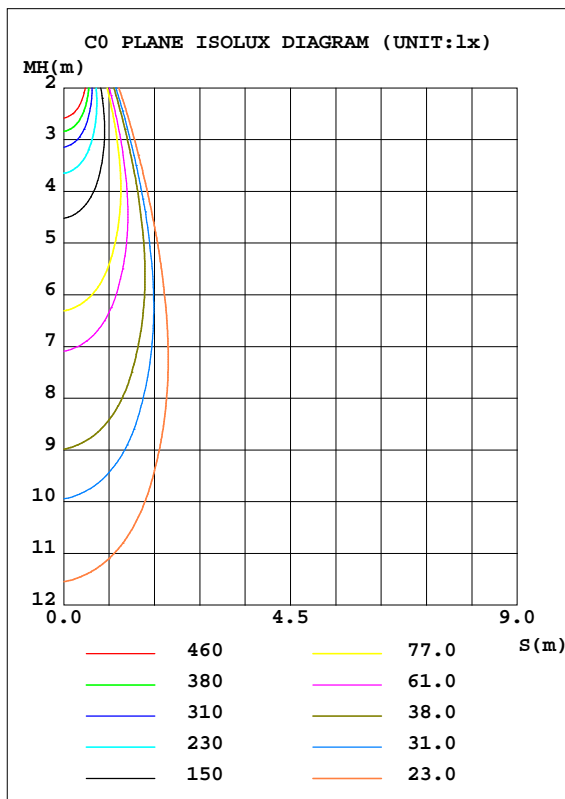
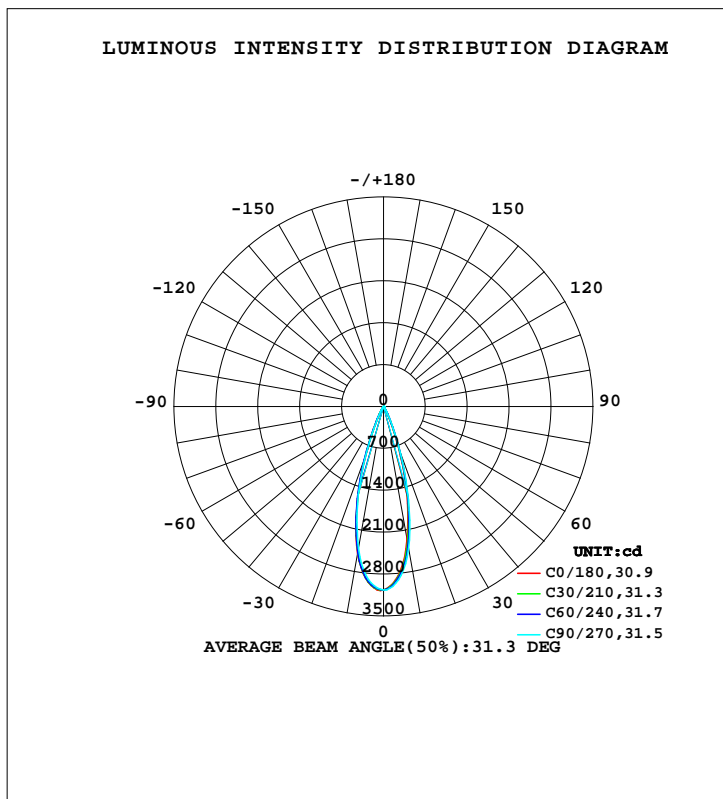
C Range: 0 - 360DEG
C Interval: 30.0DEG
Test Speed: HIGH
Temperature: 25.3 °C
Operators: Zoe
Test Date: 2023-2-25

γ Range: 0 - 180DEG
 γ Interval: 1.0DEG
Test System: EVERFINE GO-SPEX500_V1 SYSTEM V2.00.416
Humidity: 65.0%
Test Distance: 3.160m [K=1.0000]
Remarks: LAMP: CLU028-1204C4-303H5M3-F1 Ra: 90
LENS: PM-1082A 24R
DRIVER: 9290 028 088 350mA
30minutes warm-up

LUMINAIRE PHOTOMETRIC TEST REPORT

Test:U:220.30V I:0.0667A P:14.468W PF:0.9823 Freq:49.99Hz Lamp Flux:1463.29x1 lm		
NAME: 2218.217F-ACOT-70	TYPE:	WEIGHT:
SPEC.: 3000K	DIM.:	SERIAL No.: 2302250208
MFR.: RISE	SUR.: 0.003737385m2	Shielding Angle:

DATA OF LAMP		PHOTOMETRIC DATA Eff: 62.60 lm/W			
MODEL	CITIZEN	I _{max} (cd)	3075	S/MH(C0/180)	0.51
NOMINAL POWER(W)	15	LOR(%)	61.9	S/MH(C90/270)	0.51
RATED VOLTAGE(V)	220	TOTAL FLUX(lm)	905.66	η UP,DN(C0-180)	0.0,30.3
NOMINAL FLUX(lm)	1463.29	CIE CLASS	DIRECT	η UP,DN(C180-360)	0.0,31.6
LAMPS INSIDE	1	η up(%)	0.0	CIBSE SHR NOM	0.50
TEST VOLTAGE(V)	220	η down(%)	61.9	CIBSE SHR MAX	0.50



C Range: 0 - 360DEG
C Interval: 30.0DEG
Test Speed: HIGH
Temperature:25.3℃
Operators:Zoe
Test Date:2023-2-25

γ Range: 0 - 180DEG
γ Interval: 1.0DEG
Test System:EVERFINE GO-SPEX500_V1 SYSTEM V2.00.416
Humidity:65.0%
Test Distance:3.160m [K=1.0000]
Remarks: LAMP:CLU028-1204C4-303H5M3-F1 Ra:90
LENS:PM-1082A 24R
DRIVER: 9290 028 088 350mA
30minutes warm-up

ZONAL FLUX DIAGRAM

ZONAL FLUX DIAGRAM:

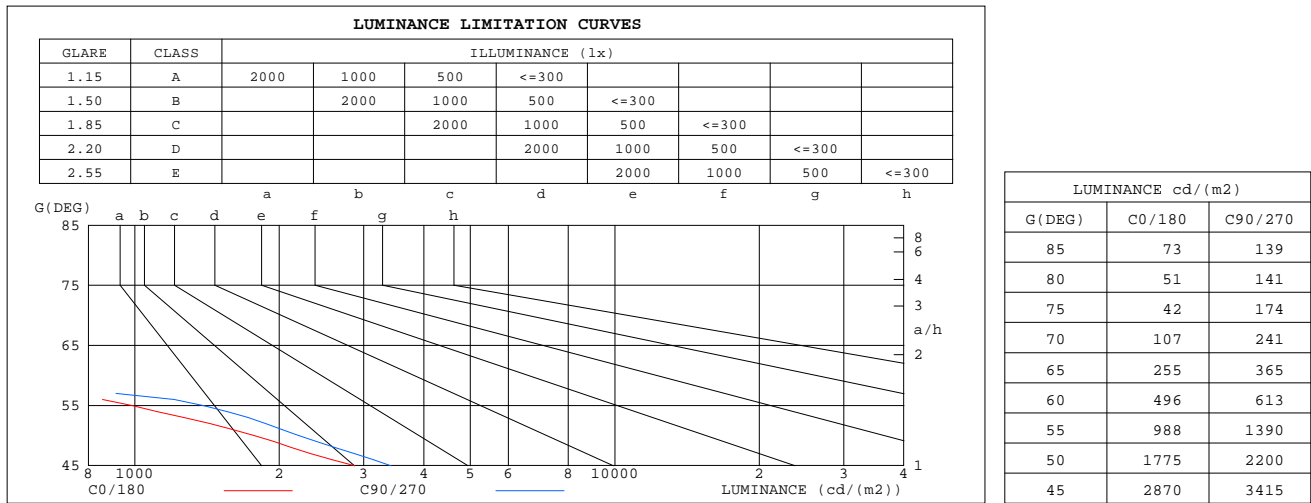
γ	C0	C45	C90	C135	C180	C225	C270	C315	γ	Φ zone	Φ total	%lum,lamp
10	2272	2342	2414	2432	2497	2484	2411	2329	0- 10	260.7	260.7	28.8,17.8
20	754.2	801.9	839.3	842.6	905.4	927.4	878.7	813.7	10- 20	437.4	698.1	77.1,47.7
30	104.5	115.7	126.6	121.3	121.7	121.6	118.0	111.5	20- 30	164.7	862.8	95.3,59
40	13.83	16.00	20.10	20.51	21.07	19.31	16.42	15.00	30- 40	32.61	895.4	98.9,61.2
50	4.266	4.508	5.288	5.311	5.346	4.984	4.446	4.512	40- 50	7.012	902.4	99.6,61.7
60	0.9263	0.9883	1.145	1.387	1.458	1.200	0.9769	0.9494	50- 60	2.389	904.8	99.9,61.8
70	0.1362	0.2809	0.3081	0.4100	0.2339	0.3450	0.2850	0.2839	60- 70	0.6109	905.4	100,61.9
80	0.0329	0.0777	0.0916	0.1168	0.0344	0.0927	0.0808	0.0786	70- 80	0.1736	905.6	100,61.9
90	0	0	0	0	0	0	0	0	80- 90	0.0433	905.7	100,61.9
100	0	0	0	0	0	0	0	0	90-100	0	905.7	100,61.9
110	0	0	0	0	0	0	0	0	100-110	0	905.7	100,61.9
120	0	0	0	0	0	0	0	0	110-120	0	905.7	100,61.9
130	0	0	0	0	0	0	0	0	120-130	0	905.7	100,61.9
140	0	0	0	0	0	0	0	0	130-140	0	905.7	100,61.9
150	0	0	0	0	0	0	0	0	140-150	0	905.7	100,61.9
160	0	0	0	0	0	0	0	0	150-160	0	905.7	100,61.9
170	0	0	0	0	0	0	0	0	160-170	0	905.7	100,61.9
180	0	0	0	0	0	0	0	0	170-180	0	905.7	100,61.9
DEG	LUMINOUS INTENSITY:cd									UNIT:lm		

C Range: 0 - 360DEG
C Interval: 30.0DEG
Test Speed: HIGH
Temperature:25.3 °C
Operators:Zoe
Test Date:2023-2-25

γ Range: 0 - 180DEG
 γ Interval: 1.0DEG
Test System:EVERFINE GO-SPEX500_V1 SYSTEM V2.00.416
Humidity:65.0%
Test Distance:3.160m [K=1.0000]
Remarks: LAMP:CLU028-1204C4-303H5M3-F1 Ra:90
LENS:PM-1082A 24R
DRIVER: 9290 028 088 350mA
30minutes warm-up

LUMINANCE LIMITATION CURVES

Test:U:220.30V I:0.0667A P:14.468W PF:0.9823 Freq:49.99Hz Lamp Flux:1463.29x1 lm		
NAME: 2218.217F-ACOT-70	TYPE:	WEIGHT:
SPEC.: 3000K	DIM.:	SERIAL No.: 2302250208
MFR.: RISE	SUR.: 0.003737385m2	Shielding Angle:



C Range: 0 - 360DEG
C Interval: 30.0DEG
Test Speed: HIGH
Temperature:25.3℃
Operators:Zoe
Test Date:2023-2-25

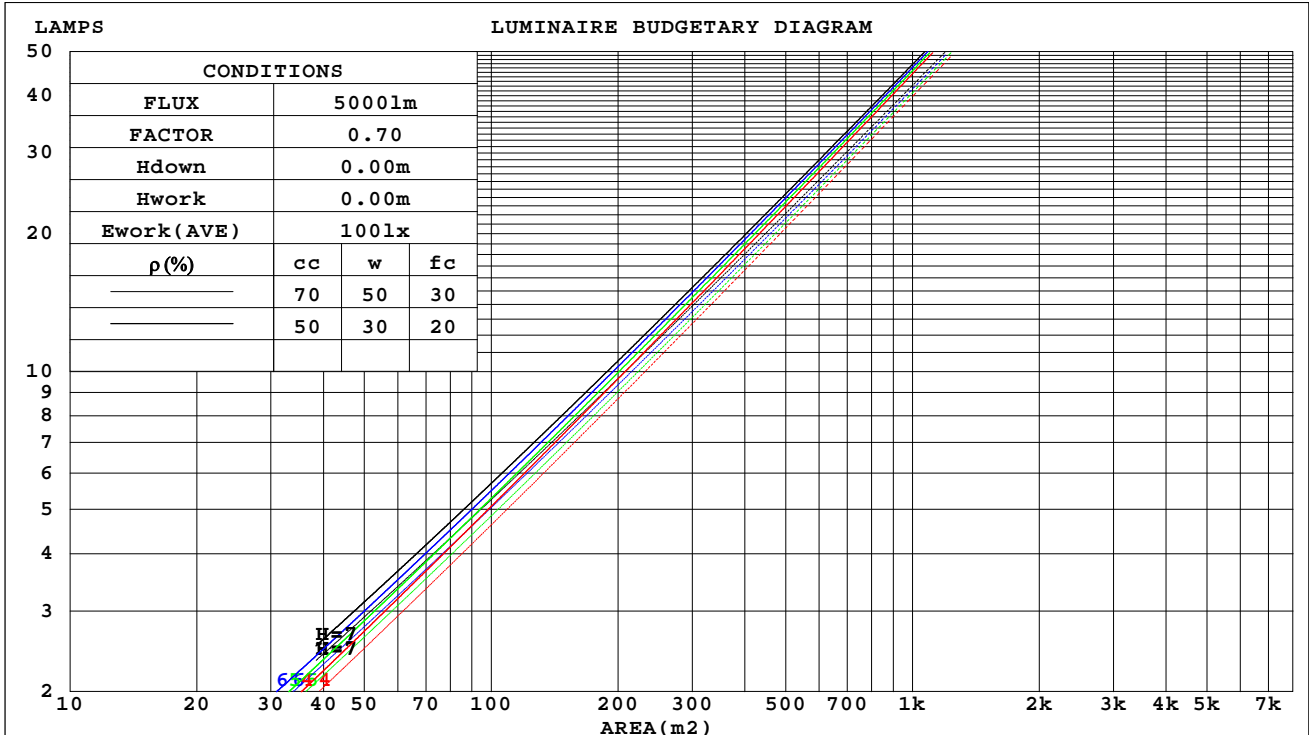
γ Range: 0 - 180DEG
γ Interval: 1.0DEG
Test System:EVERFINE GO-SPEX500_V1 SYSTEM V2.00.416
Humidity:65.0%
Test Distance:3.160m [K=1.0000]
Remarks: LAMP:CLU028-1204C4-303H5M3-F1 Ra:90
LENS:PM-1082A 24R
DRIVER: 9290 028 088 350mA
30minutes warm-up

CU AND LUMINAIRE BUDGETARY ESTIMATE DIAGRAM

Test:U:220.30V I:0.0667A P:14.468W PF:0.9823 Freq:49.99Hz
Lamp Flux:1463.29x1 lm

NAME: 2218.217F-ACOT-70	TYPE:	WEIGHT:
SPEC.: 3000K	DIM.:	SERIAL No.: 2302250208
MFR.: RISE	SUR.: 0.003737385m2	Shielding Angle:

ρ_{cc}	80%			70%			50%			30%			10%			0
ρ_w	50%	30%	10%	50%	30%	10%	50%	30%	10%	50%	30%	10%	50%	30%	10%	0
ρ_{fc}	20%			20%			20%			20%			20%			0
RCR	RCR:Room Cavity Ratio															



C Range: 0 - 360DEG
C Interval: 30.0DEG
Test Speed: HIGH
Temperature:25.3℃
Operators:Zoe
Test Date:2023-2-25

γ Range: 0 - 180DEG
 γ Interval: 1.0DEG
Test System:EVERFINE GO-SPEX500_V1 SYSTEM V2.00.416
Humidity:65.0%
Test Distance:3.160m [K=1.0000]
Remarks: LAMP:CLU028-1204C4-303H5M3-F1 Ra:90
LENS:PM-1082A 24R
DRIVER: 9290 028 088 350mA
30minutes warm-up

WEC AND CCEC

Test:U:220.30V I:0.0667A P:14.468W PF:0.9823 Freq:49.99Hz Lamp Flux:1463.29x1 lm		
NAME: 2218.217F-ACOT-70	TYPE:	WEIGHT:
SPEC.: 3000K	DIM.:	SERIAL No.: 2302250208
MFR.: RISE	SUR.: 0.003737385m2	Shielding Angle:

pcc	80%			70%			50%			30%			10%			0
pw	50%	30%	10%	50%	30%	10%	50%	30%	10%	50%	30%	10%	50%	30%	10%	0
pfc	20%			20%			20%			20%			20%			0
RCR	RCR:Room Cavity Ratio						Wall Exitance Coefficients(WEC)									
0.0																
1.0	.087	.050	.016	.083	.047	.015	.075	.043	.014	.068	.039	.013	.062	.036	.012	
2.0	.081	.044	.014	.078	.043	.013	.071	.040	.012	.065	.037	.011	.060	.034	.011	
3.0	.076	.040	.012	.073	.039	.012	.068	.037	.011	.063	.034	.011	.058	.032	.010	
4.0	.071	.037	.011	.069	.036	.011	.064	.034	.010	.060	.032	.010	.056	.031	.009	
5.0	.067	.034	.010	.065	.034	.010	.061	.032	.009	.058	.031	.009	.055	.029	.009	
6.0	.064	.032	.009	.062	.031	.009	.059	.030	.009	.056	.029	.009	.053	.028	.008	
7.0	.061	.030	.009	.059	.030	.008	.056	.029	.008	.054	.028	.008	.051	.027	.008	
8.0	.058	.028	.008	.057	.028	.008	.054	.027	.008	.052	.026	.008	.050	.025	.007	
9.0	.056	.027	.008	.054	.027	.007	.052	.026	.007	.050	.025	.007	.048	.024	.007	
10.0	.053	.026	.007	.052	.025	.007	.050	.025	.007	.048	.024	.007	.047	.023	.007	

pcc	80%			70%			50%			30%			10%			0	
pw	50%	30%	10%	50%	30%	10%	50%	30%	10%	50%	30%	10%	50%	30%	10%	0	
pfc	20%			20%			20%			20%			20%			0	
RCR	RCR:Room Cavity Ratio						Ceiling Cavity Exitance Coefficients(CCEC)										
0.0	.118	.118	.118	.101	.101	.101	.069	.069	.069	.040	.040	.040	.013	.013	.013		
1.0	.104	.098	.091	.089	.084	.079	.061	.058	.054	.035	.033	.032	.011	.011	.010		
2.0	.093	.082	.073	.080	.071	.063	.055	.049	.044	.032	.028	.026	.010	.009	.008		
3.0	.084	.070	.059	.072	.060	.051	.050	.042	.036	.029	.025	.021	.009	.008	.007		
4.0	.077	.061	.048	.066	.052	.042	.045	.037	.030	.026	.021	.018	.008	.007	.006		
5.0	.070	.053	.040	.060	.046	.035	.042	.032	.025	.024	.019	.015	.008	.006	.005		
6.0	.065	.047	.034	.056	.041	.030	.038	.028	.021	.022	.017	.012	.007	.005	.004		
7.0	.060	.042	.029	.052	.036	.025	.036	.025	.018	.021	.015	.011	.007	.005	.004		
8.0	.056	.038	.025	.049	.033	.022	.034	.023	.015	.020	.014	.009	.006	.004	.003		
9.0	.053	.034	.022	.046	.030	.019	.032	.021	.013	.018	.012	.008	.006	.004	.003		
10.0	.050	.031	.019	.043	.027	.017	.030	.019	.012	.017	.011	.007	.006	.004	.002		

C Range: 0 - 360DEG
C Interval: 30.0DEG
Test Speed: HIGH
Temperature:25.3℃
Operators:Zoe
Test Date:2023-2-25

γ Range: 0 - 180DEG
γ Interval: 1.0DEG
Test System:EVERFINE GO-SPEX500_V1 SYSTEM V2.00.416
Humidity:65.0%
Test Distance:3.160m [K=1.0000]
Remarks: LAMP:CLU028-1204C4-303H5M3-F1 Ra:90
LENS:PM-1082A 24R
DRIVER: 9290 028 088 350mA
30minutes warm-up

UGR(Unified Glare Rating) Table

Test:U:220.30V I:0.0667A P:14.468W PF:0.9823 Freq:49.99Hz Lamp Flux:1463.29x1 lm										
NAME: 2218.217F-ACOT-70					TYPE:			WEIGHT:		
SPEC.: 3000K					DIM.:			SERIAL No.: 2302250208		
MFR.: RISE					SUR.: 0.003737385m2			Shielding Angle:		
ceiling/cavity	0.7	0.7	0.5	0.5	0.3	0.7	0.7	0.5	0.5	0.3
walls	0.5	0.3	0.5	0.3	0.3	0.5	0.3	0.5	0.3	0.3
working plane	0.2	0.2	0.2	0.2	0.2	0.2	0.2	0.2	0.2	0.2
Room dimensions	Viewed crosswise					Viewed endwise				
x = 2H y = 2H	5.1	5.8	5.3	5.9	6.1	6.1	6.8	6.3	6.9	7.1
3H	4.9	5.6	5.2	5.8	5.9	6.0	6.6	6.2	6.8	7.0
4H	4.9	5.5	5.1	5.7	5.9	5.9	6.5	6.2	6.7	6.9
6H	4.8	5.3	5.1	5.6	5.8	5.8	6.4	6.1	6.6	6.8
8H	4.7	5.3	5.0	5.5	5.8	5.8	6.3	6.1	6.6	6.8
12H	4.7	5.2	5.0	5.5	5.7	5.7	6.3	6.0	6.5	6.8
4H 2H	4.9	5.5	5.1	5.7	5.9	5.9	6.5	6.2	6.7	6.9
3H	4.7	5.2	5.0	5.5	5.8	5.7	6.3	6.0	6.5	6.8
4H	4.6	5.1	5.0	5.4	5.7	5.7	6.1	6.0	6.4	6.7
6H	4.5	4.9	4.9	5.3	5.6	5.6	6.0	5.9	6.3	6.6
8H	4.5	4.9	4.8	5.2	5.6	5.5	5.9	5.9	6.2	6.6
12H	4.4	4.8	4.8	5.1	5.5	5.4	5.8	5.9	6.2	6.6
8H 4H	4.5	4.9	4.9	5.2	5.6	5.5	5.9	5.9	6.2	6.6
6H	4.4	4.7	4.8	5.1	5.5	5.4	5.7	5.8	6.1	6.5
8H	4.3	4.6	4.7	5.0	5.4	5.3	5.6	5.8	6.0	6.5
12H	4.2	4.5	4.7	4.9	5.4	5.3	5.5	5.7	6.0	6.4
12H 4H	4.4	4.8	4.8	5.1	5.5	5.4	5.8	5.8	6.2	6.6
6H	4.3	4.6	4.7	5.0	5.4	5.3	5.6	5.8	6.0	6.5
8H	4.2	4.5	4.7	4.9	5.4	5.3	5.5	5.7	6.0	6.4
Variations with the observer position at spacings(CIE Pub.117):										
S = 1.0H	+ 3.4 / - 8.9					+ 4.0 / - 8.6				
1.5H	+ 5.2 / - 5.9					+ 5.8 / - 6.3				
2.0H	+ 4.9 / - 6.3					+ 5.0 / - 7.0				

CIE Pub.117, 1463 lm Total Lamp Luminous Flux Correct (8log(F/F0) = 1.3)
Area: 0.00373738 m2

C Range: 0 - 360DEG
C Interval: 30.0DEG
Test Speed: HIGH
Temperature:25.3℃
Operators:Zoe
Test Date:2023-2-25

γ Range: 0 - 180DEG
γ Interval: 1.0DEG
Test System:EVERFINE GO-SPEX500_V1 SYSTEM V2.00.416
Humidity:65.0%
Test Distance:3.160m [K=1.0000]
Remarks: LAMP:CLU028-1204C4-303H5M3-F1 Ra:90
LENS:PM-1082A 24R
DRIVER: 9290 028 088 350mA
30minutes warm-up

UTILIZATION FACTORS TABLE

Test:U:220.30V I:0.0667A P:14.468W PF:0.9823 Freq:49.99Hz Lamp Flux:1463.29x1 lm		
NAME: 2218.217F-ACOT-70	TYPE:	WEIGHT:
SPEC.: 3000K	DIM.:	SERIAL No.: 2302250208
MFR.: RISE	SUR.: 0.003737385m2	Shielding Angle:

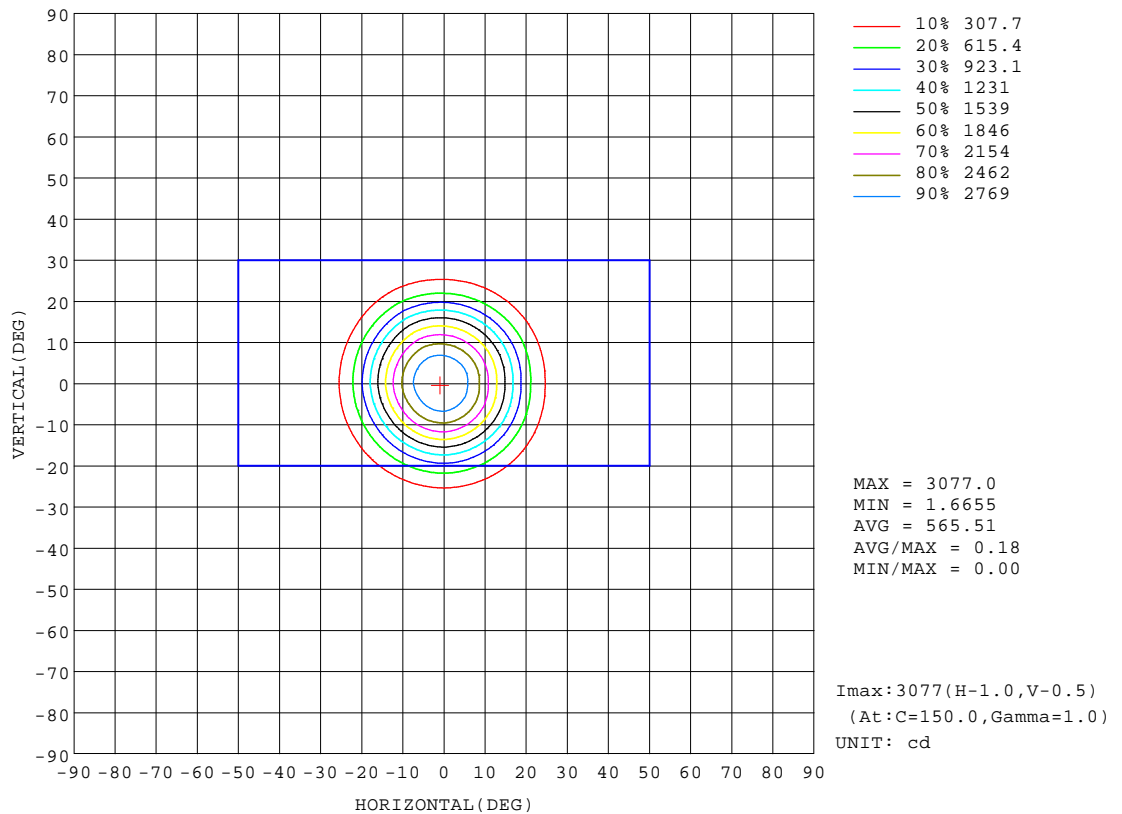
REFLECTANCE										
Ceiling	0.8	0.8	0.8	0.7	0.7	0.7	0.5	0.5	0.5	0
Walls	0.7	0.5	0.3	0.7	0.5	0.3	0.7	0.5	0.3	0
Working plane	0.2	0.2	0.2	0.2	0.2	0.2	0.2	0.2	0.2	0
ROOM INDEX	UTILIZATION FACTORS(PERCENT) $k(RI) \times RCR = 5$									
k = 0.60	56	53	51	56	53	51	55	52	50	48
0.80	61	57	55	60	57	55	59	57	55	53
1.00	63	60	58	62	60	58	61	59	57	55
1.25	65	62	60	64	62	60	63	61	60	57
1.50	67	64	62	66	64	62	65	63	61	59
2.00	68	66	64	67	65	63	65	64	62	59
2.50	69	67	65	68	66	65	66	65	63	60
3.00	70	68	66	69	67	66	67	65	64	60
4.00	71	69	68	70	68	67	67	66	66	61
5.00	72	70	69	70	69	68	68	67	66	62
ROOM INDEX	UF(total)									Direct
According to DIN EN 13032-2 2004			Suspended					SHRNOM = 1.25		

C Range: 0 - 360DEG
C Interval: 30.0DEG
Test Speed: HIGH
Temperature:25.3℃
Operators:Zoe
Test Date:2023-2-25

γ Range: 0 - 180DEG
γ Interval: 1.0DEG
Test System:EVERFINE GO-SPEX500_V1 SYSTEM V2.00.416
Humidity:65.0%
Test Distance:3.160m [K=1.0000]
Remarks: LAMP:CLU028-1204C4-303H5M3-F1 Ra:90
LENS:PM-1082A 24R
DRIVER: 9290 028 088 350mA
30minutes warm-up

ISOCANDELA DIAGRAM

Test:U:220.30V I:0.0667A P:14.468W PF:0.9823 Freq:49.99Hz Lamp Flux:1463.29x1 lm		
NAME: 2218.217F-ACOT-70	TYPE:	WEIGHT:
SPEC.: 3000K	DIM.:	SERIAL No.: 2302250208
MFR.: RISE	SUR.: 0.003737385m2	Shielding Angle:




C Range: 0 - 360DEG
C Interval: 30.0DEG
Test Speed: HIGH
Temperature:25.3℃
Operators:Zoe
Test Date:2023-2-25

γ Range: 0 - 180DEG
γ Interval: 1.0DEG
Test System:EVERFINE GO-SPEX500_V1 SYSTEM V2.00.416
Humidity:65.0%
Test Distance:3.160m [K=1.0000]
Remarks: LAMP:CLU028-1204C4-303H5M3-F1 Ra:90
LENS:PM-1082A 24R
DRIVER: 9290 028 088 350mA
30minutes warm-up

AAI Figure

Test:U:220.30V I:0.0667A P:14.468W PF:0.9823 Freq:49.99Hz Lamp Flux:1463.29x1 lm		
NAME: 2218.217F-ACOT-70	TYPE:	WEIGHT:
SPEC.: 3000K	DIM.:	SERIAL No.: 2302250208
MFR.: RISE	SUR.: 0.003737385m2	Shielding Angle:



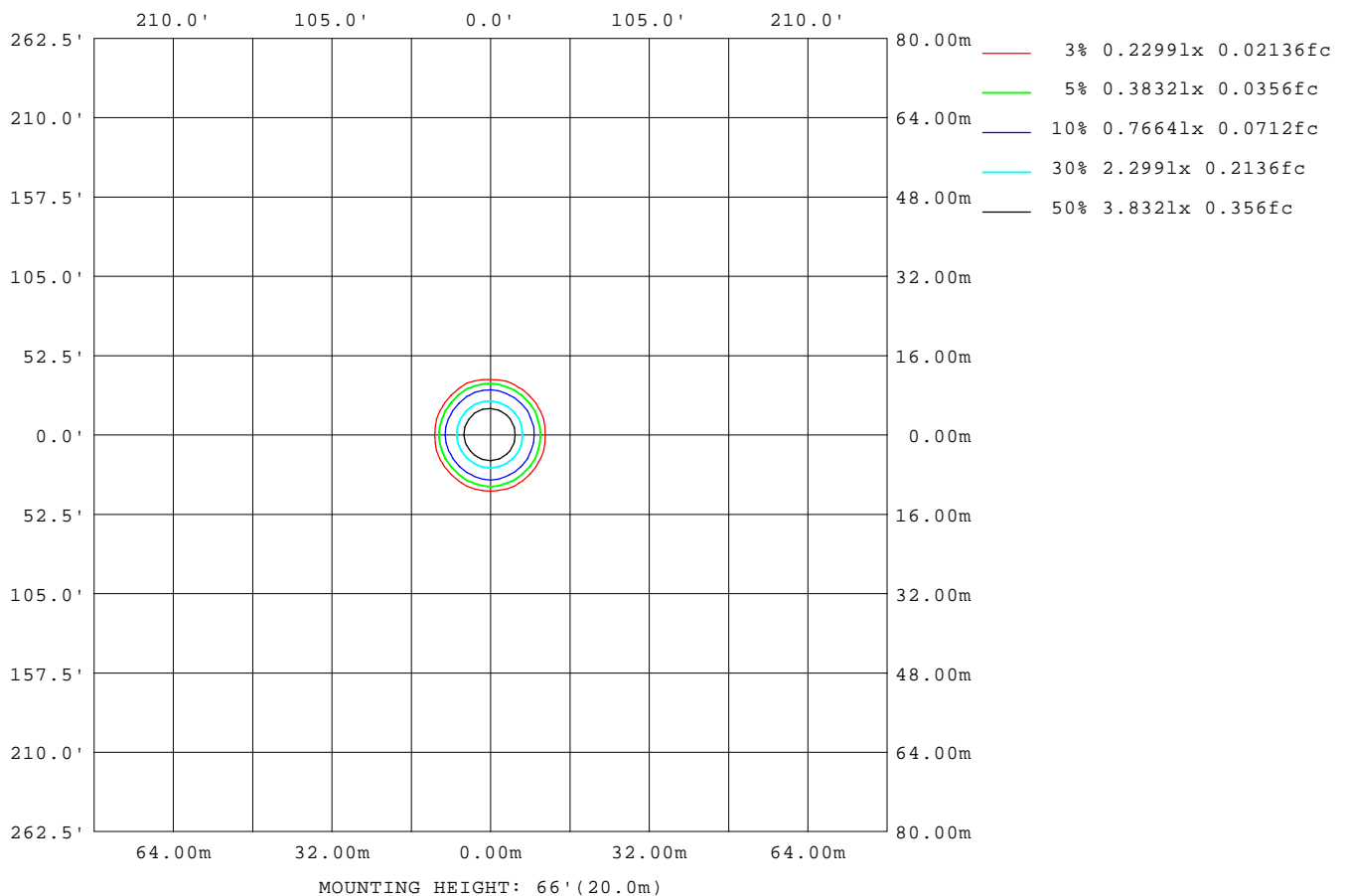
Note:The Curves indicate the illuminated area and the average illumination when the luminaire is at different distance.

C Range: 0 - 360DEG
C Interval: 30.0DEG
Test Speed: HIGH
Temperature:25.3℃
Operators:Zoe
Test Date:2023-2-25

γ Range: 0 - 180DEG
γ Interval: 1.0DEG
Test System:EVERFINE GO-SPEX500_V1 SYSTEM V2.00.416
Humidity:65.0%
Test Distance:3.160m [K=1.0000]
Remarks: LAMP:CLU028-1204C4-303H5M3-F1 Ra:90
LENS:PM-1082A 24R
DRIVER: 9290 028 088 350mA
30minutes warm-up

ISOLUX DIAGRAM

Test:U:220.30V I:0.0667A P:14.468W PF:0.9823 Freq:49.99Hz Lamp Flux:1463.29x1 lm		
NAME: 2218.217F-ACOT-70	TYPE:	WEIGHT:
SPEC.: 3000K	DIM.:	SERIAL No.: 2302250208
MFR.: RISE	SUR.: 0.003737385m2	Shielding Angle:



C Range: 0 - 360DEG
C Interval: 30.0DEG
Test Speed: HIGH
Temperature:25.3℃
Operators:Zoe
Test Date:2023-2-25

γ Range: 0 - 180DEG
γ Interval: 1.0DEG
Test System:EVERFINE GO-SPEX500_V1 SYSTEM V2.00.416
Humidity:65.0%
Test Distance:3.160m [K=1.0000]
Remarks: LAMP:CLU028-1204C4-303H5M3-F1 Ra:90
LENS:PM-1082A 24R
DRIVER: 9290 028 088 350mA
30minutes warm-up

LED Avg.L Report

Test:U:220.30V I:0.0667A P:14.468W PF:0.9823 Freq:49.99Hz Lamp Flux:1463.29x1 lm		
NAME: 2218.217F-ACOT-70	TYPE:	WEIGHT:
SPEC.: 3000K	DIM.:	SERIAL No.: 2302250208
MFR.: RISE	SUR.: 0.003737385m2	Shielding Angle:

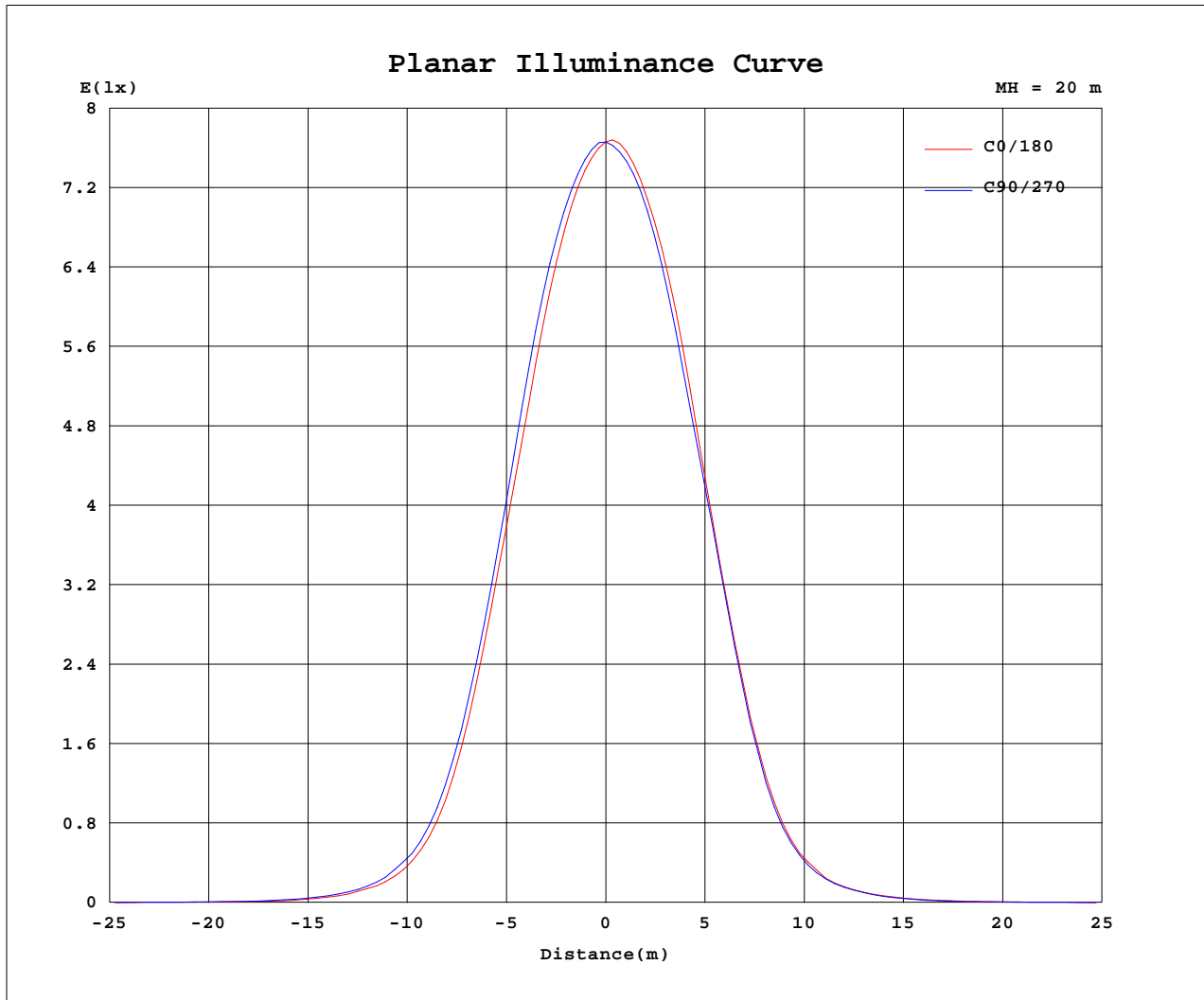
AvgL	cd/m2
L_0~180(65)av	331
L_0~180(75)av	45
L_0~180(85)av	77
L_90~270(65)av	350
L_90~270(75)av	166
L_90~270(85)av	137
L_45(65)av	389
L_45(75)av	191
L_45(85)av	125

Standard: GB/T 29293-2012

C Range: 0 - 360DEG
C Interval: 30.0DEG
Test Speed: HIGH
Temperature:25.3℃
Operators:Zoe
Test Date:2023-2-25

γ Range: 0 - 180DEG
γ Interval: 1.0DEG
Test System:EVERFINE GO-SPEX500_V1 SYSTEM V2.00.416
Humidity:65.0%
Test Distance:3.160m [K=1.0000]
Remarks: LAMP:CLU028-1204C4-303H5M3-F1 Ra:90
LENS:PM-1082A 24R
DRIVER: 9290 028 088 350mA
30minutes warm-up

Planar Illuminance Curve



C Range: 0 - 360DEG
 C Interval: 30.0DEG
 Test Speed: HIGH
 Temperature: 25.3 °C
 Operators: Zoe
 Test Date: 2023-2-25

γ Range: 0 - 180DEG
 γ Interval: 1.0DEG
 Test System: EVERFINE GO-SPEX500_V1 SYSTEM V2.00.416
 Humidity: 65.0%
 Test Distance: 3.160m [K=1.0000]
 Remarks: LAMP: CLU028-1204C4-303H5M3-F1 Ra:90
 LENS: PM-1082A 24R
 DRIVER: 9290 028 088 350mA
 30minutes warm-up

LUMINOUS DISTRIBUTION INTENSITY DATA

Test:U:220.30V I:0.0667A P:14.468W PF:0.9823 Freq:49.99Hz Lamp Flux:1463.29x1 lm		
NAME: 2218.217F-ACOT-70	TYPE:	WEIGHT:
SPEC.: 3000K	DIM.:	SERIAL No.: 2302250208
MFR.: RISE	SUR.: 0.003737385m2	Shielding Angle:

Table--1

UNIT: cd

C(DEG) γ (DEG)	0	30	60	90	120	150	180	210	240	270	300	330						
0	3066	3066	3066	3066	3066	3066	3066	3066	3066	3066	3066	3066						
5	2834	2850	2872	2902	2914	2916	2948	2945	2938	2904	2873	2854						
10	2272	2319	2365	2414	2426	2439	2497	2488	2481	2411	2348	2310						
15	1512	1550	1577	1619	1618	1638	1719	1724	1755	1692	1625	1569						
20	754	785	819	839	842	843	905	912	942	879	830	798						
25	283	302	315	332	321	322	341	336	352	325	311	301						
30	104	111	120	127	122	120	122	118	125	118	113	110						
35	40.5	43.5	47.1	50.7	50.1	49.5	49.9	47.7	49.4	46.2	44.2	42.3						
40	13.8	15.1	16.9	20.1	20.0	21.0	21.1	19.3	19.3	16.4	15.3	14.7						
45	7.59	7.74	8.36	9.03	9.07	9.26	9.26	9.02	8.77	8.27	7.88	7.95						
50	4.27	4.30	4.72	5.29	5.30	5.33	5.35	5.11	4.86	4.45	4.47	4.56						
55	2.12	2.21	2.40	2.98	2.93	3.07	3.06	2.92	2.55	2.27	2.19	2.25						
60	0.93	0.96	1.02	1.15	1.33	1.45	1.46	1.28	1.12	0.98	0.94	0.96						
65	0.40	0.53	0.52	0.58	0.68	0.78	0.64	0.69	0.59	0.53	0.52	0.54						
70	0.14	0.28	0.28	0.31	0.38	0.44	0.23	0.38	0.31	0.29	0.28	0.29						
75	0.04	0.15	0.15	0.17	0.20	0.24	0.05	0.20	0.16	0.15	0.15	0.16						
80	0.03	0.08	0.08	0.09	0.11	0.13	0.03	0.10	0.08	0.08	0.08	0.08						
85	0.02	0.03	0.03	0.05	0.05	0.06	0.03	0.04	0.04	0.04	0.03	0.03						
90	0.00	0.00	0.00	0.00	0.00	0.00	0.00	0.00	0.00	0.00	0.00	0.00						
95	0.00	0.00	0.00	0.00	0.00	0.00	0.00	0.00	0.00	0.00	0.00	0.00						
100	0.00	0.00	0.00	0.00	0.00	0.00	0.00	0.00	0.00	0.00	0.00	0.00						
105	0.00	0.00	0.00	0.00	0.00	0.00	0.00	0.00	0.00	0.00	0.00	0.00						
110	0.00	0.00	0.00	0.00	0.00	0.00	0.00	0.00	0.00	0.00	0.00	0.00						
115	0.00	0.00	0.00	0.00	0.00	0.00	0.00	0.00	0.00	0.00	0.00	0.00						
120	0.00	0.00	0.00	0.00	0.00	0.00	0.00	0.00	0.00	0.00	0.00	0.00						
125	0.00	0.00	0.00	0.00	0.00	0.00	0.00	0.00	0.00	0.00	0.00	0.00						
130	0.00	0.00	0.00	0.00	0.00	0.00	0.00	0.00	0.00	0.00	0.00	0.00						
135	0.00	0.00	0.00	0.00	0.00	0.00	0.00	0.00	0.00	0.00	0.00	0.00						
140	0.00	0.00	0.00	0.00	0.00	0.00	0.00	0.00	0.00	0.00	0.00	0.00						
145	0.00	0.00	0.00	0.00	0.00	0.00	0.00	0.00	0.00	0.00	0.00	0.00						
150	0.00	0.00	0.00	0.00	0.00	0.00	0.00	0.00	0.00	0.00	0.00	0.00						
155	0.00	0.00	0.00	0.00	0.00	0.00	0.00	0.00	0.00	0.00	0.00	0.00						
160	0.00	0.00	0.00	0.00	0.00	0.00	0.00	0.00	0.00	0.00	0.00	0.00						
165	0.00	0.00	0.00	0.00	0.00	0.00	0.00	0.00	0.00	0.00	0.00	0.00						
170	0.00	0.00	0.00	0.00	0.00	0.00	0.00	0.00	0.00	0.00	0.00	0.00						
175	0.00	0.00	0.00	0.00	0.00	0.00	0.00	0.00	0.00	0.00	0.00	0.00						
180	0.00	0.00	0.00	0.00	0.00	0.00	0.00	0.00	0.00	0.00	0.00	0.00						

C Range: 0 - 360DEG
C Interval: 30.0DEG
Test Speed: HIGH
Temperature:25.3℃
Operators:Zoe
Test Date:2023-2-25

γ Range: 0 - 180DEG
γ Interval: 1.0DEG
Test System:EVERFINE GO-SPEX500_V1 SYSTEM V2.00.416
Humidity:65.0%
Test Distance:3.160m [K=1.0000]
Remarks: LAMP:CLU028-1204C4-303H5M3-F1 Ra:90
LENS:PM-1082A 24R
DRIVER: 9290 028 088 350mA
30minutes warm-up